



**SOCIAL AMELIORATION PROGRAM (SAP)/EMERGENCY SUBSIDY PROGRAM (ESP)
SAP/ESP for NON-4Ps BENEFICIARIES and DISBURSEMENTS for 26 JUNE 2020 DAILY AGENCY REPORT (as of 06/25/2020 8:00 PM)**

| Region | Number of LGUs | Number of Target Low Income Non-4Ps Families | Fund Allocation | Funds Downloaded to LGUs | Number of LGUs with Funds | Fund Disbursement (Paid-out Amount) | Number of Non-4Ps Beneficiaries Paid | Rate as to Target vs Beneficiaries Paid (%) | Status of Payout by LGUs | | | Status of Liquidation by LGUs | | |
|--------------|----------------|--|--------------------------|--------------------------|---------------------------|-------------------------------------|--------------------------------------|---|---------------------------------|---------------|-------------------------------------|-------------------------------|---|---------------|
| | | | | | | | | | Number of LGUs Done with Payout | Rate (%) | Number of LGUs Not Done with Payout | Rate (%) | Number of LGUs with Report (Partial and Complete) | Rate (%) |
| I | 125 | 798,206 | 4,390,133,000.00 | 4,378,820,050.00 | 125 | 4,278,648,000.00 | 777,936 | 97.46% | 125 | 100.00% | 122 | 97.60% | 3 | 2.40% |
| II | 93 | 595,973 | 3,266,851,500.00 | 3,213,419,000.00 | 93 | 3,136,980,000.00 | 3,570,360 | 96.02% | 93 | 100.00% | 49 | 52.69% | 44 | 47.31% |
| CAR | 77 | 255,676 | 1,406,218,000.00 | 1,383,306,550.00 | 77 | 1,292,337,500.00 | 236,106 | 92.35% | 77 | 100.00% | 77 | 100.00% | | |
| III | 130 | 1,515,847 | 9,853,005,500.00 | 9,798,102,900.00 | 130 | 9,776,117,000.00 | 1,504,018 | 99.22% | 122 | 93.85% | 119 | 91.54% | 11 | 8.46% |
| NCR | 17 | 1,558,615 | 12,468,920,000.00 | 12,468,920,000.00 | 17 | 12,464,920,000.00 | 1,558,115 | 99.97% | 17 | 100.00% | 11 | 64.71% | 5 | 35.29% |
| IV-A | 142 | 1,929,422 | 12,641,973,500.00 | 12,641,973,500.00 | 142 | 12,517,011,000.00 | 1,925,694 | 99.81% | 121 | 85.21% | 108 | 76.06% | 34 | 23.94% |
| IV-B | 73 | 416,246 | 2,081,230,000.00 | 2,077,445,000.00 | 73 | 1,974,695,000.00 | 394,939 | 94.88% | 73 | 100.00% | 46 | 63.01% | 27 | 36.99% |
| V | 114 | 772,287 | 3,861,435,000.00 | 3,861,375,000.00 | 114 | 3,861,435,000.00 | 772,287 | 100.00% | 114 | 100.00% | 103 | 94.74% | 6 | 5.26% |
| VI | 133 | 1,153,784 | 6,922,704,000.00 | 6,922,704,000.00 | 133 | 6,795,102,000.00 | 1,132,517 | 98.16% | 123 | 92.48% | 124 | 93.23% | 9 | 6.77% |
| VII | 132 | 1,056,075 | 6,348,450,000.00 | 6,194,224,190.00 | 132 | 6,148,506,000.00 | 1,024,751 | 96.85% | 130 | 98.48% | 127 | 96.21% | 5 | 3.79% |
| VIII | 143 | 591,612 | 2,980,476,000.00 | 2,901,435,000.00 | 143 | 2,750,828,000.00 | 550,189 | 93.00% | 143 | 100.00% | 130 | 90.91% | 13 | 9.09% |
| IX | 72 | 403,185 | 2,015,925,000.00 | 2,007,170,000.00 | 72 | 2,000,750,000.00 | 400,158 | 99.25% | 72 | 100.00% | 72 | 100.00% | | |
| X | 93 | 628,243 | 3,769,458,000.00 | 3,753,866,800.00 | 93 | 3,756,633,950.00 | 626,251 | 99.68% | 91 | 97.85% | 85 | 91.40% | 8 | 8.60% |
| XI | 49 | 690,083 | 4,140,498,000.00 | 4,113,282,000.00 | 49 | 4,113,282,000.00 | 685,547 | 99.34% | 49 | 100.00% | 49 | 100.00% | | |
| XII | 50 | 709,417 | 3,547,085,000.00 | 3,341,429,600.00 | 50 | 3,391,899,600.00 | 666,406 | 93.94% | 49 | 98.00% | 50 | 100.00% | | |
| CARAGA | 73 | 305,096 | 1,525,480,000.00 | 1,525,480,000.00 | 73 | 1,525,480,000.00 | 305,096 | 100.00% | 73 | 100.00% | 73 | 100.00% | | |
| BARMM | 118 | 180,979 | 904,895,000.00 | 904,895,000.00 | NA | 904,895,000.00 | 180,978 | 100.00% | 111 | 94.07% | 6 | 5.08% | 112 | 94.92% |
| Total | 1,634 | 13,560,746 | 82,124,731,500.00 | 81,487,848,590.00 | 1,516 | 80,629,555,050.00 | 13,311,348 | 98.16% | 1,583 | 96.88% | 1,356 | 82.99% | 278 | 17.01% |

* For Region X, the target number of low-income non-4Ps families was corrected from 623,590 to 628,243

*** For Region I, the total amount of funds downloaded to LGUs was adjusted from P. 3,793,045,550.00 to P. 4,378,820,050.00 due to the refund made by some LGUs.

**** For Region XII, the total amount of funds downloaded to LGUs was adjusted from P. 3,341,935,000.00 to P. 3,341,429,600.00 due to the refund made by some LGUs.

***** For Region I, the number of non-4Ps beneficiaries paid was amended from 777,929 to 777,936 due to the ineligibility/disqualification of 20,270 target beneficiaries; thus, the amount of fund disbursed/paid-out was correspondingly adjusted.

***** For Region VI, the number of non-4Ps beneficiaries paid was further amended from 1,132,561 to 1,132,517 due to the ineligibility/disqualification of 17,198 target beneficiaries; thus, the amount of fund disbursed/paid-out was correspondingly adjusted.

***** For Regions CAR, VIII, X and XII, some beneficiaries were paid less than their respective regional rates as the DSVD only augmented the cash assistance which they already received from other government agencies i.e. DOLE and DA.







COVID-19 Assistance to Restart Enterprises

Status of CARES Program Uptake

using SBCorp Borrower Registry and Evaluation Platform

Date of Report : June 23, 2020



A



Loan
Application
Acceptance
Process



Document
Verification
Process

B



Business
Verification
Process

C



Loan Approval
Process

D



Loan Releasing
Process

E

Loan Application Acceptance Process

TOTAL LOAN APPLICATIONS

22,061

ON-LINE APPLICATIONS



Including SBCorp-assisted
encoding

17,208 accounts

MANUAL APPLICATIONS



Mostly from off-grid areas

3,215 accounts

*(On-line encoding by SBCorp to be
completed June 26, 2020)*


DENIED APPLICATIONS



(Usually due to less than 1 year
business track record per loan
application document)

1,638 accounts

SBCorp will be temporarily limiting its loan application
acceptance to the accounts herein.



Document Verification Process

KYC Procedure

TOTAL FOR VERIFICATION

17,208

DOCUMENTS APPROVED



12,794 accounts

INCOMPLETE DOCUMENTS



2,351 accounts

(For completion by loan applicant)

DENIED APPLICATIONS



344 accounts

(Usually due to less than 1 year business track record per documentary evidence)

STILL FOR DOCUMENT VERIFICATION



1,719 accounts

SBCorp will send e-mail advice to loan applicants on Document Verification status.



Business Verification Process

NFIS- CI Assessment and Virtual Interview

TOTAL FOR VERIFICATION
12,794

RECOMMENDED FOR LOAN GRANTING



1,631 accounts

LOAN DECISION DEFERRED



27 accounts

(Loan applicant to submit additional documents to support loan amount requested)

APPLICATION DENIED



44 accounts

(Usually due to unresolved negative credit history)

DOCUMENTS- APPROVED AND STILL FOR BUSINESS VERIFICATION



11,092 accounts

(Loan applicants to be pre-advised of their Interview Schedules . Business Verification output of SBCorp will be 440 per day starting June 29, 2020.)

SBCorp will send e-mail advice to loan applicants on Business Verification status.



Loan Approval Process

TOTAL LOAN APPROVAL
1,631

LOANS APPROVED



**757 accounts;
P 63.4 million
total loan amount**

LOANS RECOMMENDED AND STILL FOR APPROVAL



**874 accounts
P 91.8 million
total loan amount**

(Approval in 48 hours)

SBCorp will send e-mail advice to loan applicants on Loan Approval status.



Loan

Release

Process

TOTAL FOR RELEASE

757

**LOANS
RELEASED**



13 accounts;

P 1.7 million

total loan amount

**LOAN-APPROVED
AND AWAITING
SIGNATURE OF
BORROWER**



744 accounts

Deadline for loan release :

4 days from date of loan approval




**CONTACT TRACING EFFORTS
(As of June 24, 2020)**

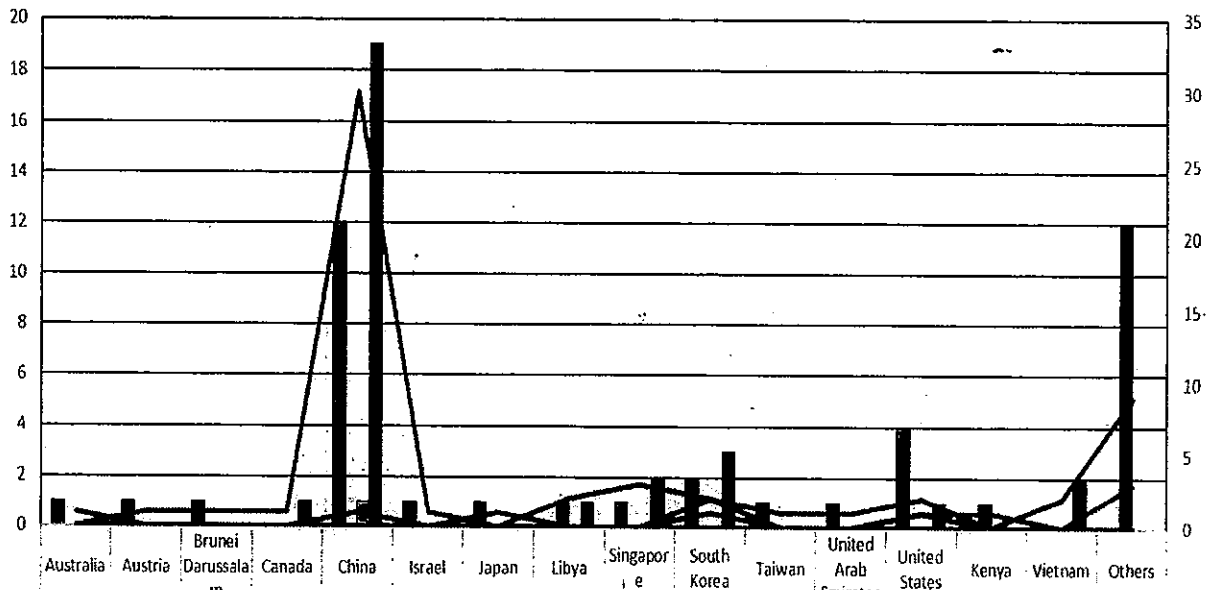
| Region | Organization of CTT | | |
|--------------|------------------------|----------------|------------------------|
| | No. of Teams Organized | No. of Members | No. of Members Trained |
| NCR | 236 | 2,577 | 2,376 |
| CAR | 143 | 2,258 | 835 |
| REGION I | 214 | 2,440 | 1,050 |
| REGION II | 104 | 3,632 | 573 |
| REGION III | 347 | 4,455 | 2,262 |
| CALABARZON | 261 | 2,605 | 833 |
| MIMAROPA | 96 | 7,698 | 1,801 |
| REGION V | 167 | 2,221 | 447 |
| REGION VI | 238 | 3,274 | 1,735 |
| REGION VII | 198 | 3,082 | 1,176 |
| REGION VIII | 230 | 3,288 | 1,997 |
| REGION IX | 636 | 6,285 | 3,383 |
| REGION X | 143 | 1,773 | 1,353 |
| REGION XI | 49 | 3,242 | 1,012 |
| REGION XII | 302 | 3,482 | 882 |
| CARAGA | 129 | 1,224 | 510 |
| BARMM | 119 | 647 | 458 |
| TOTAL | 3,612 | 54,183 | 22,683 |

CONTACT TRACING OF CONFIRMED CASES AND GENERAL CONTACTS

| REGIONS | CLOSE CONTACTS | |
|--------------|--|--|
| | Cumulative No. of Close Contacts Traced and Assessed | |
| NCR | 52,227 | |
| CAR | 4,114 | |
| REGION I | 1,802 | |
| REGION II | 2,252 | |
| REGION III | 11,625 | |
| REGION IV-A | 14,115 | |
| MIMAROPA | 1,954 | |
| REGION V | 1,430 | |
| REGION VI | 1,206 | |
| REGION VII | 14,500 | |
| REGION VIII | 4,316 | |
| REGION IX | 548 | |
| REGION X | 632 | |
| REGION XI | 5,578 | |
| REGION XII | 1,011 | |
| CARAGA | 479 | |
| BARMM | 529 | |
| TOTAL | 118,318 | |



Summary of Foreign Donations Coursed Through or Reported to the Office of Civil Defense Based on Country of Origin as of 23 June 2020



| | Australia | Austria | Brunei Darussalam | Canada | China | Israel | Japan | Libya | Singapore | South Korea | Taiwan | United Arab Emirates | United States | Kenya | Vietnam | Others |
|--------------------------------|-----------|---------|-------------------|--------|-------|--------|-------|-------|-----------|-------------|--------|----------------------|---------------|-------|---------|--------|
| Government | 1 | 1 | 1 | 0 | 12 | 1 | 1 | 0 | 1 | 2 | 1 | 1 | 4 | 0 | 0 | 0 |
| INGO | 0 | 0 | 0 | 0 | 0 | 0 | 0 | 1 | 0 | 0 | 0 | 0 | 0 | 1 | 0 | 12 |
| Others | 0 | 0 | 0 | 0 | 1 | 0 | 0 | 0 | 0 | 0 | 0 | 0 | 0 | 0 | 0 | 0 |
| Private/Non-Government | 0 | 0 | 0 | 1 | 19 | 0 | 0 | 1 | 2 | 3 | 0 | 0 | 1 | 0 | 2 | 0 |
| Medical Supplies and Equipment | 0 | 1 | 1 | 1 | 30 | 1 | 0 | 2 | 3 | 2 | 1 | 1 | 2 | 0 | 2 | 9 |
| Non-Food Items | 0 | 0 | 0 | 0 | 0 | 0 | 0 | 0 | 0 | 0 | 0 | 0 | 1 | 0 | 0 | 3 |
| Services | 0 | 0 | 0 | 0 | 1 | 0 | 0 | 0 | 0 | 0 | 0 | 0 | 1 | 1 | 0 | 0 |
| Various Donations | 1 | 0 | 0 | 0 | 1 | 0 | 1 | 0 | 0 | 2 | 0 | 0 | 1 | 0 | 0 | 0 |
| Water and Food Items | 0 | 0 | 0 | 0 | 0 | 0 | 0 | 0 | 0 | 1 | 0 | 0 | 0 | 0 | 0 | 0 |



| SUMMARY BY RECIPIENT UNIT | | | | | |
|---------------------------|---------------------------|-------------------------|---------------------------|---------------------------|---------------------------|
| | AGENCY | FUNDING SOURCE | ALLOTMENT | CASH ALLOCATION* | |
| DSWD | DSWD-OSEC | Discontinued P/A/Ps | 197,044,703,507.00 | 197,044,703,507.00 | |
| | DSWD-OSEC | FY 2020 GAA RAB | 3,886,975,000.00 | 3,864,629,000.00 | |
| | DSWD-OSEC | FY 2019 GAA RAB | 43,630,846.00 | 43,630,846.00 | |
| | DSWD TOTAL | | | 200,975,509,353.00 | 200,952,963,353.00 |
| DOLE | DOLE-OSEC | Discontinued P/A/Ps | 2,500,000,000.00 | 2,500,000,000.00 | |
| | DOLE-OSEC | FY 2020 GAA RAB | ***4,935,394,542.00 | 4,935,394,542.00 | |
| | DOLE-OSEC Subtotal | | | 7,435,394,542.00 | 7,435,394,542.00 |
| | DOLE-OWWA | Discontinued P/A/Ps | 5,000,000,000.00 | 5,000,000,000.00 | |
| | DOLE-OWWA | FY 2020 GAA RAB | 130,000,000.00 | 130,000,000.00 | |
| | DOLE-OWWA | FY 2019 GAA RAB | 15,000,000.00 | - | |
| | DOLE-OWWA Subtotal | | | 5,145,000,000.00 | 5,130,000,000.00 |
| DOLE TOTAL | | | 12,580,394,542.00 | 12,565,394,542.00 | |
| DOH | DOH-OSEC | Discontinued P/A/Ps | 1,912,500,000.00 | 1,912,500,000.00 | |
| | DOH-OSEC | FY 2020 GAA RAB | 100,000,000.00 | 95,000,000.00 | |
| | DOH-OSEC | FY 2020 NDRRMF | 500,000,000.00 | 500,000,000.00 | |
| | DOH-OSEC | FY 2020 UA | 45,717,896,630.00 | 45,717,896,630.00 | |
| | DOH TOTAL | | | 48,280,396,630.00 | 48,225,596,630.00 |
| DOF | DOF-BTr-ALGU | Discontinued P/A/Ps | 37,021,047,019.00 | 37,021,047,019.00 | |
| | DOF-BTr-SBC | FY 2020 GAA RAB | 500,000,000.00 | 500,000,000.00 | |
| | DOF-SSS | FY 2020 UA | 51,000,000,000.00 | 51,000,000,000.00 | |
| | DOF TOTAL | | | 88,521,047,019.00 | 88,521,047,019.00 |
| DA | DA-OSEC | Discontinued P/A/Ps | 11,095,561,760.00 | 8,500,000,000.00 | |
| | DA TOTAL | | 11,095,561,760.00 | 8,500,000,000.00 | |
| DILG | DILG-OSEC | Discontinued P/A/Ps | 106,800,000.00 | - | |
| | DILG-OSEC Subtotal | | 106,800,000.00 | - | |
| | DILG-PNP | Discontinued P/A/Ps | 93,099,182.00 | 93,099,182.00 | |
| | DILG-PNP | FY 2020 Contingent Fund | 533,391,000.00 | 506,721,450.00 | |
| | DILG-PNP Subtotal | | 626,490,182.00 | 599,820,632.00 | |
| | DILG-BFP | FY 2020 Contingent Fund | 3,545,000.00 | 3,367,750.00 | |
| | DILG-BFP Subtotal | | 3,545,000.00 | 3,367,750.00 | |
| | DILG-BJMP | FY 2020 Contingent Fund | 11,093,000.00 | 10,538,350.00 | |
| DILG-BJMP Subtotal | | 11,093,000.00 | 10,538,350.00 | | |
| DILG TOTAL | | | 747,928,182.00 | 613,726,732.00 | |
| DND | DND-AFP | Discontinued P/A/Ps | 150,702,648.00 | 150,702,648.00 | |
| | DND-AFP | FY 2020 NDRRMF | 24,237,308.00 | 24,237,308.00 | |
| | DND-AFP Subtotal | | 174,939,956.00 | 174,939,956.00 | |
| | DND-OCD | FY 2020 GAA RAB | 99,745,250.00 | 99,745,250.00 | |
| | DND-OCD | FY 2020 NDRRMF | 535,984,986.00 | - | |
| | DND-OCD | FY 2019 GAA RAB | 128,091,703.00 | 131,072,087.00 | |
| | DND-OCD Subtotal | | 763,821,939.00 | 230,817,337.00 | |
| | DND-VMMC | FY 2020 GAA RAB | 150,000,000.00 | - | |
| | DND-VMMC Subtotal | | 150,000,000.00 | - | |
| | DND-PA | FY 2020 NDRRMF | 14,687,371.00 | 14,687,371.00 | |
| | DND-PA Subtotal | | 14,687,371.00 | 14,687,371.00 | |
| | DND-PN | FY 2020 NDRRMF | 15,501,675.00 | 15,501,675.00 | |
| | DND-PN Subtotal | | 15,501,675.00 | 15,501,675.00 | |
| DND-PAF | FY 2020 NDRRMF | 45,573,646.00 | 45,573,646.00 | | |
| DND-PAF Subtotal | | 45,573,646.00 | 45,573,646.00 | | |
| DND TOTAL | | 1,164,524,587.00 | 481,519,985.00 | | |
| DFA | DFA-OSEC | FY 2020 Contingent Fund | 5,094,700.00 | - | |
| | DFA TOTAL | | 5,094,700.00 | - | |
| DOJ | DOJ-NBI | Trust Receipts | - | 41,095,945.00 | |
| | DOJ TOTAL | | - | 41,095,945.00 | |
| DTI | DTI-OSEC and ROs | FY 2020 GAA RAB | 203,000,000.00 | 78,139,146.00 | |
| | DTI TOTAL | | 203,000,000.00 | 78,139,146.00 | |
| DOST | DOST-OSEC | FY 2020 GAA RAB | 53,230,732.00 | 53,230,732.00 | |
| | DOST-OSEC | Trust Receipts | - | 1,697,854.25 | |
| | DOST TOTAL | | 53,230,732.00 | 54,928,586.25 | |
| OPAPP | OPAPP-OSEC | FY 2019 GAA RAB | 500,000.00 | 21,628,902.00 | |
| | OPAPP TOTAL | | 500,000.00 | 21,628,902.00 | |
| DEPED | DEPED-OSEC | Discontinued P/A/Ps | 10,911,120,000.00 | - | |
| | DEPED TOTAL | | 10,911,120,000.00 | - | |
| SUC | SUC-UPS | Discontinued P/A/Ps | 400,000,000.00 | 400,000,000.00 | |
| | UP-PGH TOTAL | | 400,000,000.00 | 400,000,000.00 | |
| TOTAL | | | 374,888,107,505.00 | 360,455,840,840.25 | |

*net of withholding tax

| SUMMARY BY PARENT AGENCY | | | |
|---------------------------------|-------------------------|---------------------------|---------------------------|
| AGENCY | FUNDING SOURCE | ALLOTMENT | CASH ALLOCATION* |
| DSWD | Discontinued P/A/Ps | 197,044,703,507.00 | 197,044,703,507.00 |
| | FY 2020 GAA RAB | 3,886,975,000.00 | 3,864,629,000.00 |
| | FY 2019 GAA RAB | 43,630,846.00 | 43,630,846.00 |
| | DSWD TOTAL | 200,973,309,353.00 | 200,952,963,353.00 |
| DOLE | Discontinued P/A/Ps | 7,500,000,000.00 | 7,500,000,000.00 |
| | FY 2020 GAA RAB | 5,065,394,542.00 | 5,065,394,542.00 |
| | FY 2019 GAA RAB | 15,000,000.00 | - |
| | DOLE TOTAL | 12,580,394,542.00 | 12,565,394,542.00 |
| DOH | Discontinued P/A/Ps | 1,912,500,000.00 | 1,912,500,000.00 |
| | FY 2020 GAA RAB | 100,000,000.00 | 95,000,000.00 |
| | FY 2020 NDRRMF | 500,000,000.00 | 500,000,000.00 |
| | FY 2020 UA | 45,717,896,630.00 | 45,717,896,630.00 |
| | DOH TOTAL | 48,230,396,630.00 | 48,225,396,630.00 |
| DOF | Discontinued P/A/Ps | 37,021,047,019.00 | 37,021,047,019.00 |
| | FY 2020 GAA RAB | 500,000,000.00 | 500,000,000.00 |
| | FY 2020 UA | 51,000,000,000.00 | 51,000,000,000.00 |
| | DOF TOTAL | 88,521,047,019.00 | 88,521,047,019.00 |
| DA | Discontinued P/A/Ps | 11,095,561,760.00 | 8,500,000,000.00 |
| | DA TOTAL | 11,095,561,760.00 | 8,500,000,000.00 |
| DILG | Discontinued P/A/Ps | 199,899,182.00 | 93,099,182.00 |
| | FY 2020 Contingent Fund | 548,029,000.00 | 520,627,550.00 |
| | DILG TOTAL | 747,928,182.00 | 613,726,732.00 |
| DND | Discontinued P/A/Ps | 150,702,648.00 | 150,702,648.00 |
| | FY 2020 GAA RAB | 249,745,250.00 | 99,745,250.00 |
| | FY 2020 NDRRMF | 635,984,986.00 | 100,000,000.00 |
| | FY 2019 GAA RAB | 128,091,703.00 | 131,072,087.00 |
| | DND TOTAL | 1,164,524,587.00 | 481,519,985.00 |
| DFA | FY 2020 Contingent Fund | 5,094,700.00 | - |
| | DFA TOTAL | 5,094,700.00 | |
| DOJ | Trust Receipts | - | 41,095,945.00 |
| | DOJ TOTAL | | 41,095,945.00 |
| DTI | FY 2020 GAA RAB | 203,000,000.00 | 78,139,146.00 |
| | DTI TOTAL | 203,000,000.00 | 78,139,146.00 |
| DOST | FY 2020 GAA RAB | 53,230,732.00 | 53,230,732.00 |
| | Trust Receipts | - | 1,697,854.25 |
| | DOST TOTAL | 53,230,732.00 | 54,928,586.25 |
| OPAPP | FY 2019 GAA RAB | 500,000.00 | 21,628,902.00 |
| | OPAPP TOTAL | 500,000.00 | 21,628,902.00 |
| DEPED | Discontinued P/A/Ps | 10,911,120,000.00 | - |
| | DEPED TOTAL | 10,911,120,000.00 | |
| SUC | Discontinued P/A/Ps | 400,000,000.00 | 400,000,000.00 |
| | SUC TOTAL | 400,000,000.00 | 400,000,000.00 |
| TOTAL | | 374,888,107,505.00 | 360,455,840,840.25 |

*net of withholding tax

| SUMMARY BY FUNDING SOURCE | | |
|----------------------------------|----------------------------------|----------------------------------|
| FUNDING SOURCE | ALLOTMENT | CASH ALLOCATION* |
| Discontinued P/A/Ps | <u>266,235,534,116.00</u> | <u>252,622,052,356.00</u> |
| 2020 GAA | 230,963,289,116.00 | 220,126,516,356.00 |
| 2019 GAA | 35,272,245,000.00 | 32,495,536,000.00 |
| Regular Agency Budget | <u>10,245,568,073.00</u> | <u>9,952,470,505.00</u> |
| 2020 GAA | 10,058,345,524.00 | 9,756,138,670.00 |
| 2019 GAA | 187,222,549.00 | 196,331,835.00 |
| Special Purpose Funds | <u>98,407,005,316.00</u> | <u>97,838,524,180.00</u> |
| FY 2020 NDRRMF | 1,135,984,986.00 | 600,000,000.00 |
| FY 2020 Contingent Fund | 553,123,700.00 | 520,627,550.00 |
| FY 2020 UA | 96,717,896,630.00 | 96,717,896,630.00 |
| Trust Receipts | - | 42,793,799.25 |
| TOTAL | 374,888,107,505.00 | 360,455,840,840.25 |

**net of withholding tax*